



Virginia Department of
Behavioral Health &
Developmental Services

Weekly Report

June 4, 2020

Licensed Provider COVID-19 Data Dashboard

(Reported Data from Computerized Human Rights Information System (CHRIS))

- The following dashboard contains data reported to DBHDS Office of Licensing by DBHDS licensed providers regarding confirmed COVID-19 cases and deaths of individuals who receive services in licensed programs.
- Confirmed COVID-19 cases are those cases that are reported to the CHRIS system when an individual tests positive for COVID-19.
- Data will be reported weekly and include data through the previous week unless otherwise noted. Counts for prior weeks may increase as providers identify and report additional cases.
- *Please note the data in the dashboard is not Virginia Department of Health data, this is data reported to DBHDS Office of Licensing through its CHRIS system.*

Table 1: Reported COVID-19 Confirmed Cases and Deaths by Week through CHRIS

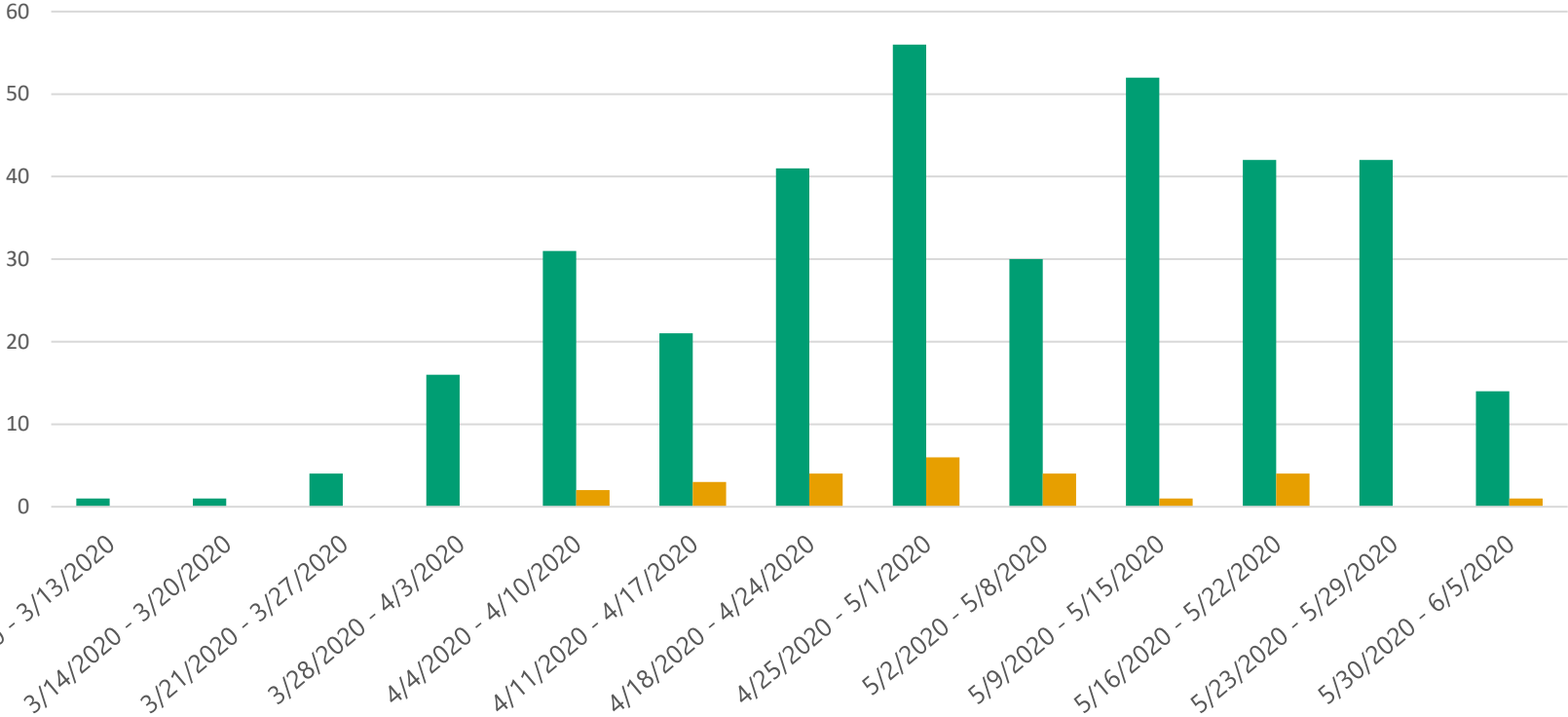
Week	Confirmed Cases	Deaths
3/7/2020	1	0
3/14/2020	1	0
3/21/2020	4	0
3/28/2020	16	0
4/4/2020	31	2
4/11/2020	21	3
4/18/2020	41	4
4/25/2020	56	6
5/2/2020	30	4
5/9/2020	52	1
5/16/2020	42	4
5/23/2020	42	0
5/30/2020*	14	1
Grand Total	351	25

*Data through 6/4/2020

Confirmed COVID-19 Cases and Deaths by Week

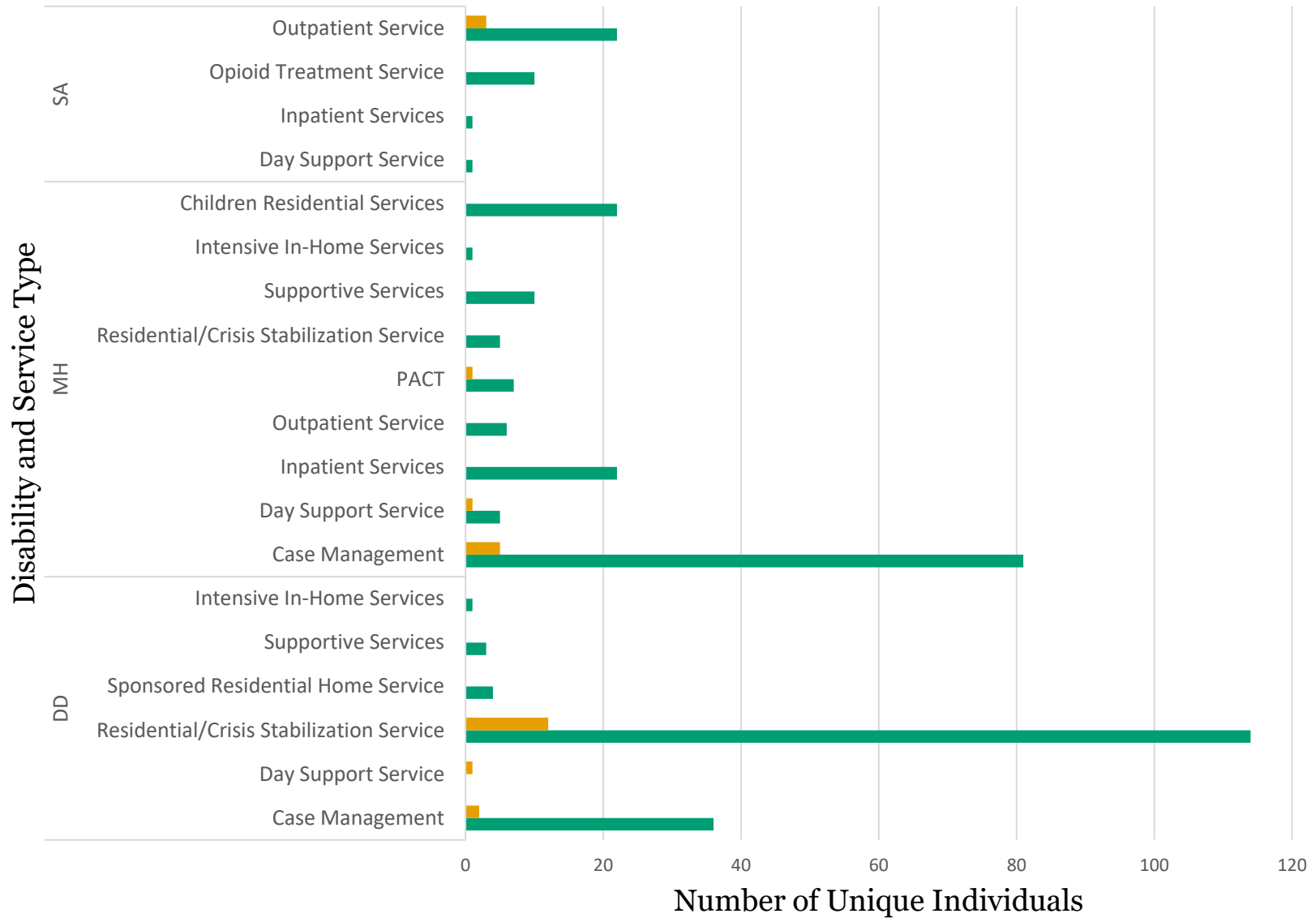
Confirmed Cases Deaths

Number of Unique Individuals

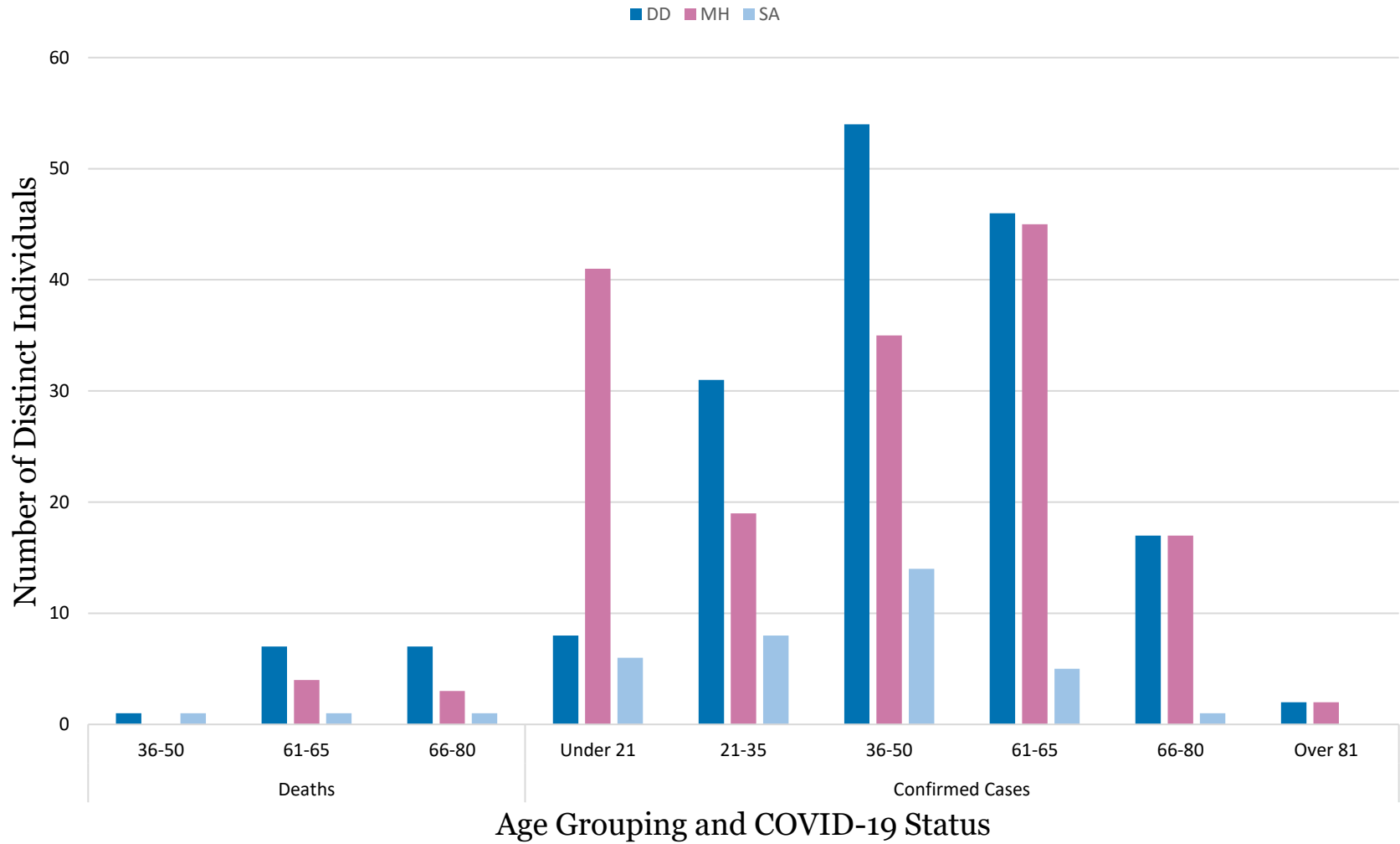


Week of Positive Test Result or Death (Incident Date)

Confirmed COVID-19 Cases and Deaths by Service Type



Deaths and Confirmed Cases by Age and Disability Type



Confirmed COVID-19 Cases and Deaths by Region

