



Virginia Department of  
Behavioral Health &  
Developmental Services

## Weekly Report

*June 11, 2020*

### **Licensed Provider COVID-19 Data Dashboard**

#### **(Reported Data from Computerized Human Rights Information System (CHRIS))**

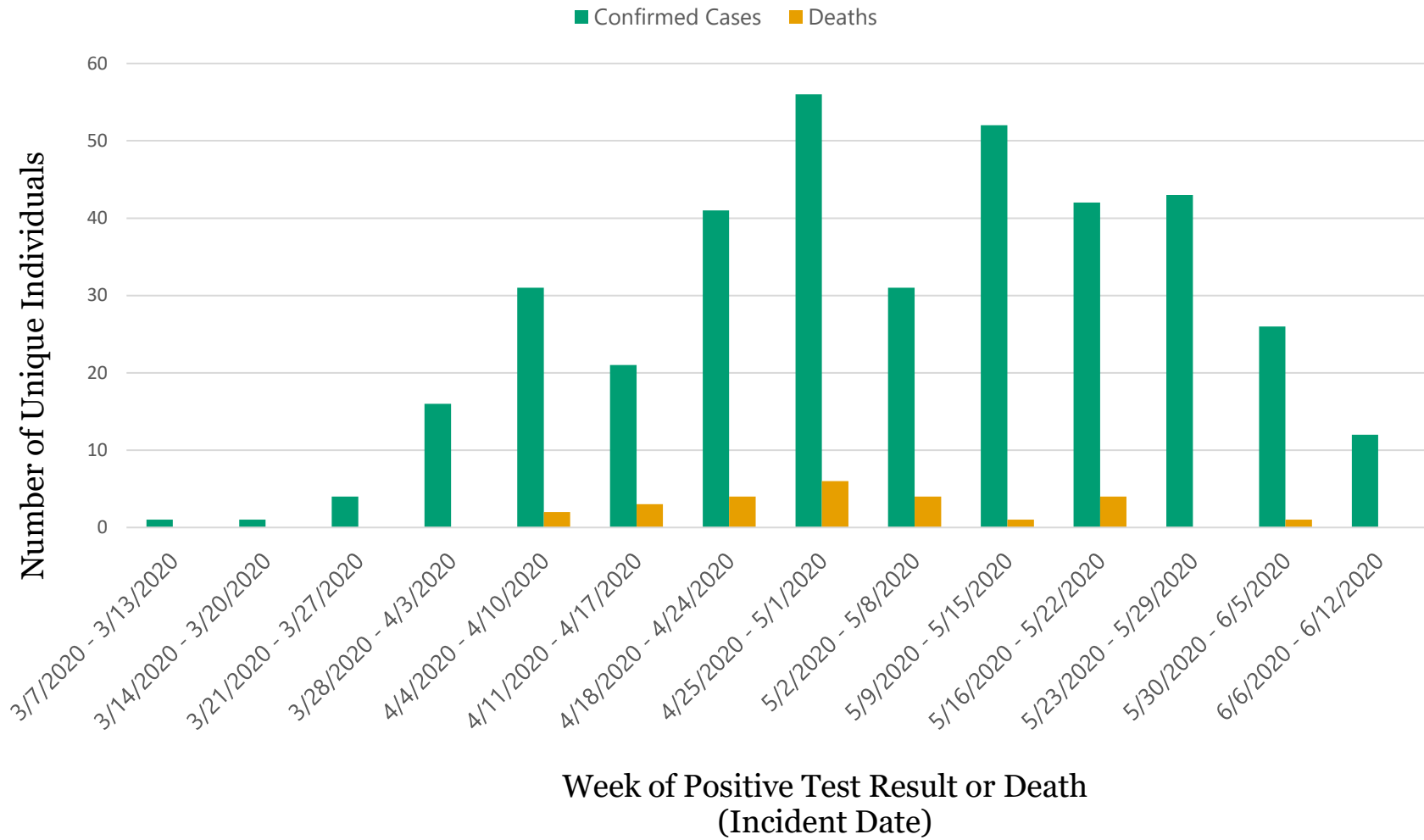
- The following dashboard contains data reported to DBHDS Office of Licensing by DBHDS licensed providers regarding confirmed COVID-19 cases and deaths of individuals who receive services in licensed programs.
- Confirmed COVID-19 cases are those cases that are reported to the CHRIS system when an individual tests positive for COVID-19.
- Data will be reported weekly and include data through the previous week unless otherwise noted. Counts for prior weeks may increase as providers identify and report additional cases.
- *Please note the data in the dashboard is not Virginia Department of Health data, this is data reported to DBHDS Office of Licensing through its CHRIS system.*

**Table 1: Reported COVID-19 Confirmed Cases and Deaths by Week through CHRIS**

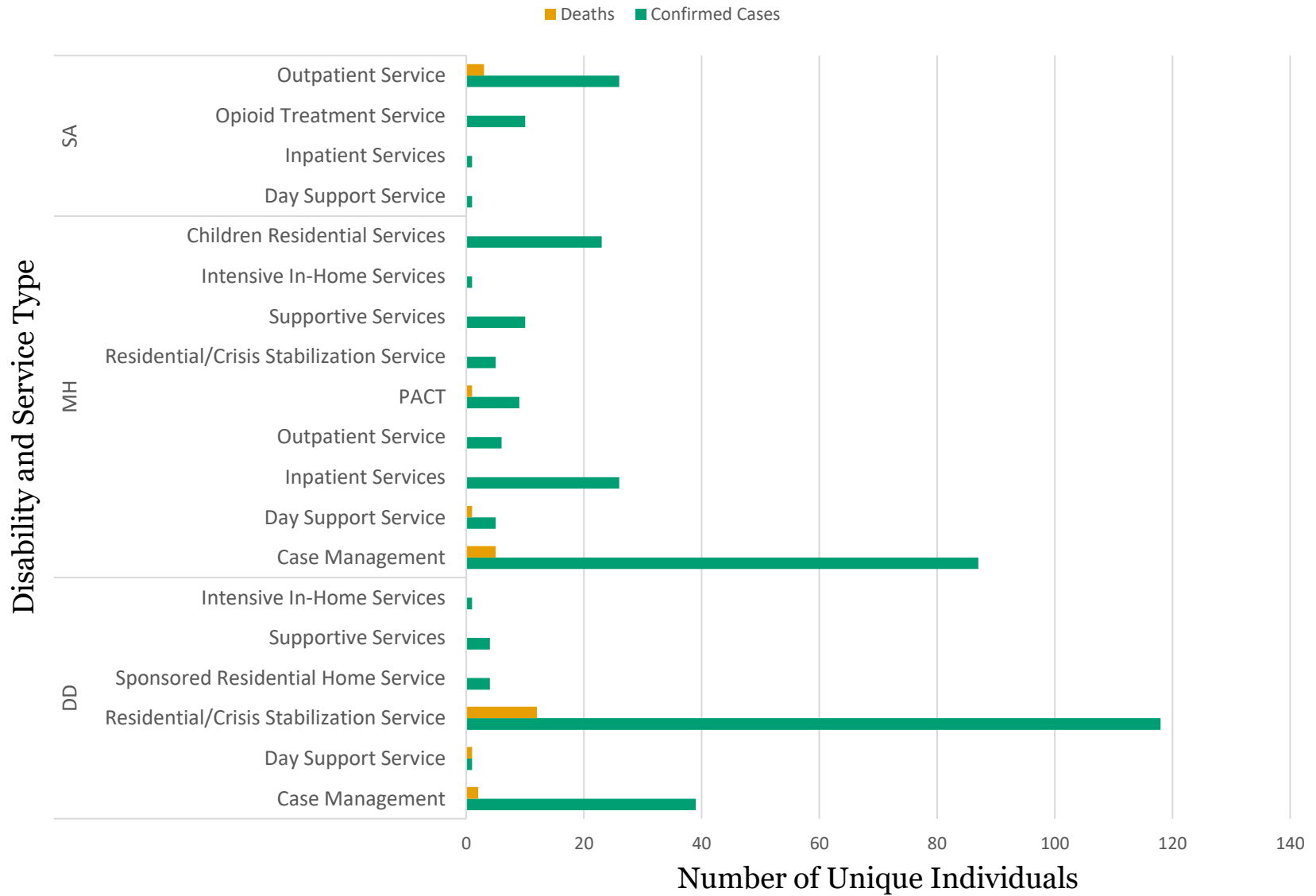
<b>Week</b>	<b>Confirmed Cases</b>	<b>Deaths</b>
<b>3/7/2020</b>	1	0
<b>3/14/2020</b>	1	0
<b>3/21/2020</b>	4	0
<b>3/28/2020</b>	16	0
<b>4/4/2020</b>	31	2
<b>4/11/2020</b>	21	3
<b>4/18/2020</b>	41	4
<b>4/25/2020</b>	56	6
<b>5/2/2020</b>	31	4
<b>5/9/2020</b>	52	1
<b>5/16/2020</b>	42	4
<b>5/23/2020</b>	43	0
<b>5/30/2020</b>	26	1
<b>6/6/2020*</b>	12	0
<b>Grand Total</b>	<b>377</b>	<b>25</b>

\* Data through 6/11/2020

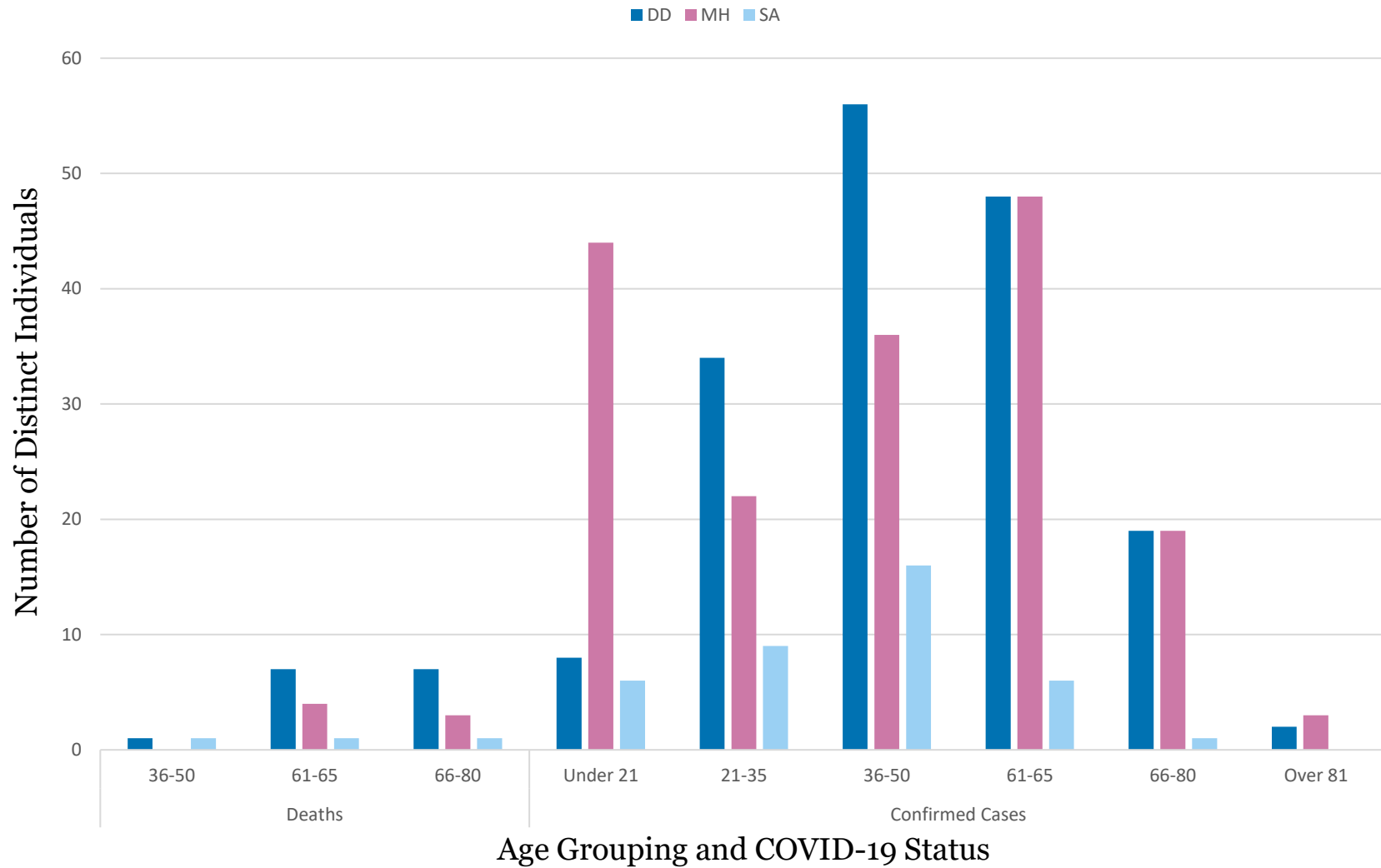
# Confirmed COVID-19 Cases and Deaths by Week



# Confirmed COVID-19 Cases and Deaths by Service Type



# Deaths and Confirmed Cases by Age and Disability Type



# Confirmed COVID-19 Cases and Deaths by Region

